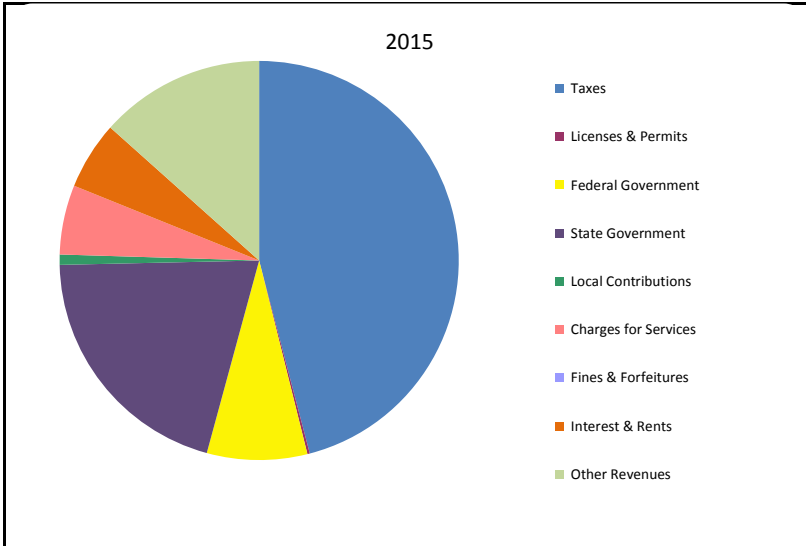


**CITIZENS' GUIDE TO LOCAL UNIT FINANCES - Schoolcraft County - Schoolcraft**

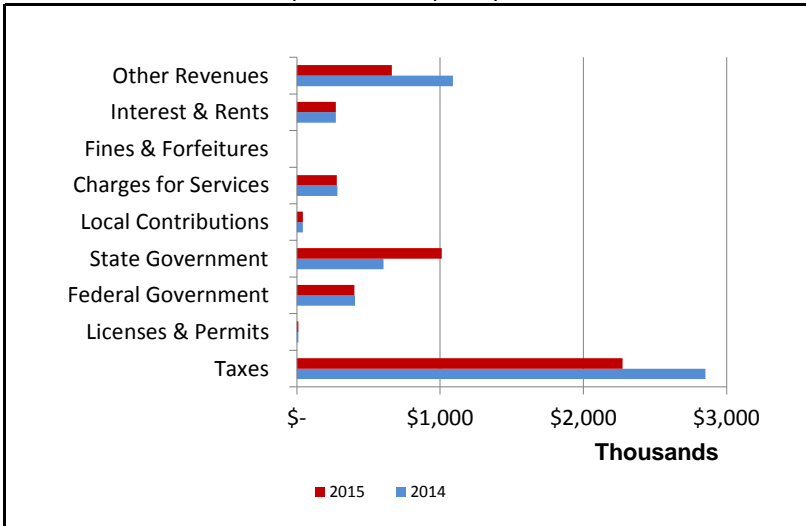
1. Where our money comes from (all governmental funds)



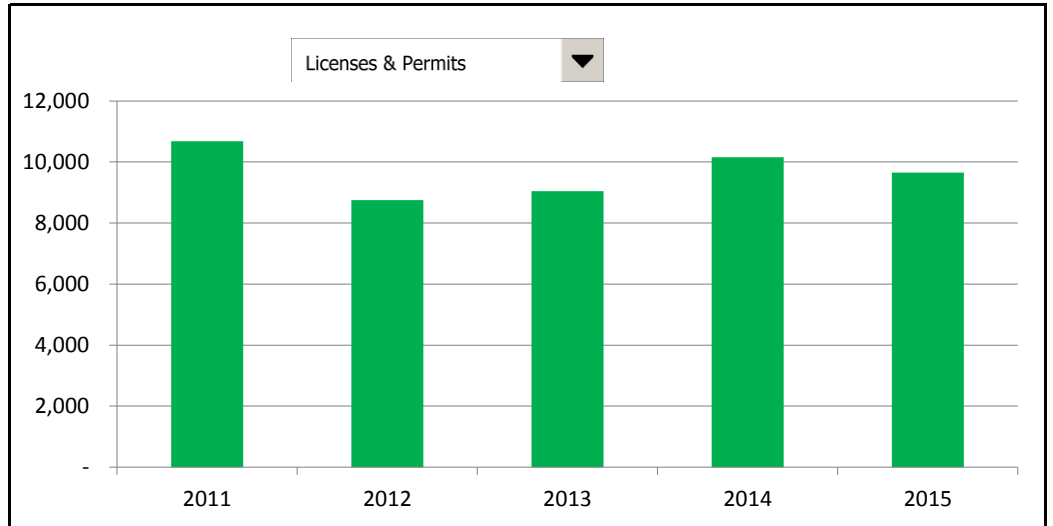
2. Compared to the prior year

	2014	2015	Change
Taxes	\$ 2,852,758	\$ 2,274,638	-20.27%
Licenses & Permits	\$ 10,155	\$ 9,649	-4.98%
Federal Government	\$ 405,661	\$ 402,282	-0.83%
State Government	\$ 604,134	\$ 1,011,670	67.46%
Local Contributions	\$ 42,629	\$ 41,078	-3.64%
Charges for Services	\$ 282,241	\$ 278,867	-1.20%
Fines & Forfeitures	\$ -	\$ -	N/A
Interest & Rents	\$ 272,798	\$ 272,193	-0.22%
Other Revenues	\$ 1,088,686	\$ 663,676	-39.04%
<b>Total Revenues</b>	<b>\$ 5,559,062</b>	<b>\$ 4,954,053</b>	<b>-10.88%</b>

3. Revenue sources - compared to the prior year



4. Historical trends of individual sources



Commentary:

For more information on our unit's finances, contact Julie B. Roscioli at 906 341-3622.